

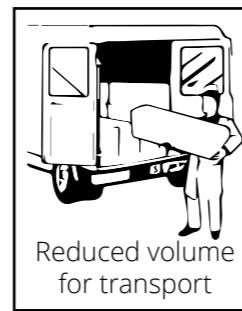



Chopping blocks and tables in aluminium



Chopping blocks in aluminium

Structure made of 20 micron anodized aluminium.
Working plane in polyethylene H 50 / 80 mm.
Easy to assemble is shipped un-mounted to improve transport efficiency.



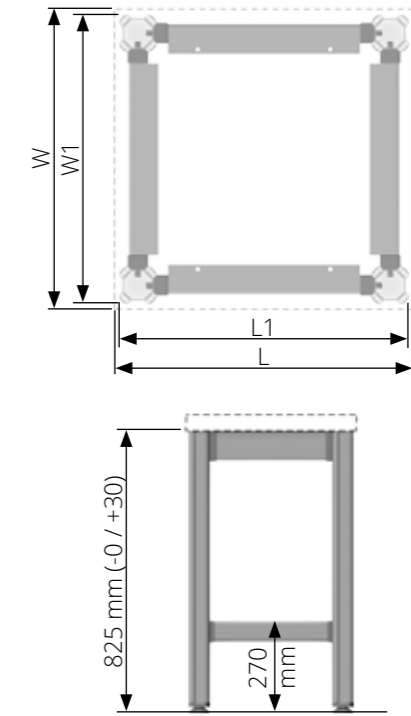
Special measures by request



ALUMINIUM STRUCTURE FOR CHOPPING BLOCKS WITH LOWER FRAME*


Working plane	Aluminium framework dimensions	
L x W (mm)	P/M	L1 x W1 (mm)
400 X 400	SAC210	355 x 355
500 X 400	SAC215	482 x 355
600 X 400	SAC220	555 x 355
700 X 400	SAC225	632 x 355
500 X 500	SAC240	482 x 482
600 X 500	SAC245	555 x 482
700 X 500	SAC250	632 x 482
600 X 600	SAC265	555 x 555
700 X 600	SAC270	632 x 555
700 X 700	SAC285	632 x 632

*The lower shelf is never used with the chopping block



POLYETHYLENE WORK PLANE FOR CHOPPING BLOCKS

Work plane	Height 50 mm	Height 80 mm
L x W (mm)	P/N	P/N
400 X 400	P5CP10	P8CP10
500 X 400	P5CP15	P8CP15
600 X 400	P5CP20	P8CP20
700 X 400	P5CP25	P8CP25
500 X 500	P5CP40	P8CP40
600 X 500	P5CP45	P8CP45
700 X 500	P5CP50	P8CP50
600 X 600	P5CP65	P8CP65
700 X 600	P5CP70	P8CP70
700 X 700	P5CP85	P8CP85



POLYETHYLENE COVER FOR WORK PLANES

Work plane	Cover for work plane
L x W (mm)	P/N
400 X 400	CCP010
500 X 400	CCP015
600 X 400	CCP020
700 X 400	CCP025
500 X 500	CCP040
600 X 500	CCP045
700 X 500	CCP050
600 X 600	CCP065
700 X 600	CCP070
700 X 700	CCP085



Working tables in aluminium

Structure made of 20 micron anodized aluminium.

Working plane in polyethylene H 25 / 50 mm.

Lower shelf available by request. (replaces the longitudinal bars)

Wheels with brakes can be added to make the working table movable.

Easy to assemble is shipped un-mounted to improve transport efficiency.



Special measures by request



Framework with lower frame + working plane



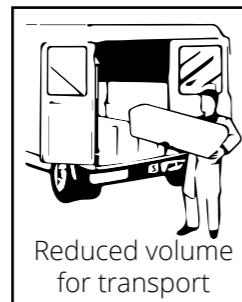
Table assembly



Framework with lower shelf + working plane



Framework with lower shelf + working plane with back upstand



Reduced volume for transport

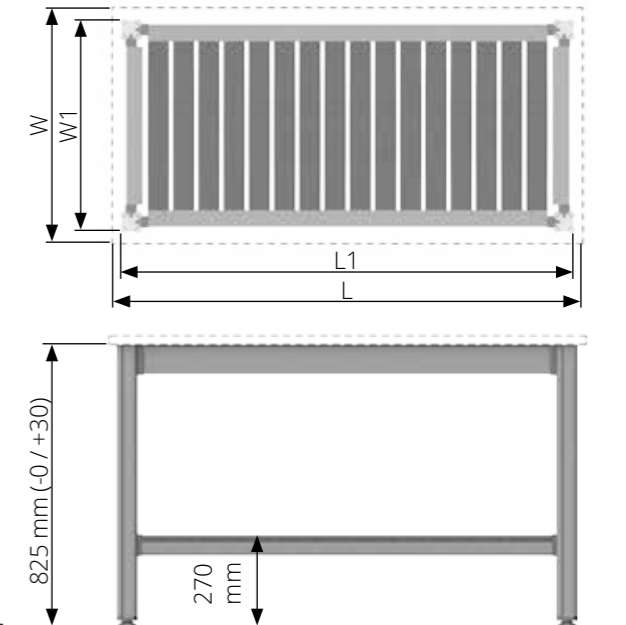


Framework with lower shelf + working plane + 4 wheels kit

Working tables

ALUMINIUM STRUCTURE FOR WORKING TABLES WITH LOWER FRAME ON 4 SIDES

Working plane	Aluminium framework dimensions	
L x W (mm)	P/M	L1 x W1 (mm)
1000 x 500	SAT210	974 x 482
1000 x 600	SAT211	974 x 482
1000 x 700	SAT212	974 x 632
1200 x 500	SAT215	1124 x 482
1200 x 600	SAT220	1124 x 482
1200 x 700	SAT225	1124 x 632
1400 x 600	SAT227	1349 x 482
1400 x 700	SAT228	1349 x 632
1500 x 600	SAT230	1424 x 482
1500 x 700	SAT235	1424 x 632
2000 x 700	SAT240	1949 x 632



ALUMINIUM STRUCTURE FOR WORKING TABLES WITH LOWER SHELF

Work plane	Plastic shelf		Aluminium shelf		Solid aluminium shelf	
	P/N	Dimensions (mm)	P/N	Dimensions (mm)	P/N	Dimensions (mm)
1000 x 500	SAT310	450 x 850	SAT410	450 x 850	SAT510	450 x 850
1000 x 600	SAT311	450 x 850	SAT411	450 x 850	SAT511	450 x 850
1000 x 700	SAT312	600 x 850	SAT412	600 x 850	SAT512	600 x 850
1200 x 500	SAT315	450 x 1000	SAT415	450 x 1000	SAT515	450 x 1000
1200 x 600	SAT320	450 x 1000	SAT420	450 x 1000	SAT520	450 x 1000
1200 x 700	SAT325	600 x 1000	SAT425	600 x 1000	SAT525	600 x 1000
1400 x 600	SAT327	450 x 1225	SAT427	450 x 1225	SAT527	450 x 1225
1400 x 700	SAT328	600 x 1225	SAT428	600 x 1225	SAT528	600 x 1225
1500 x 600	SAT330	450 x 1300	SAT430	450 x 1300	SAT530	450 x 1300
1500 x 700	SAT335	600 x 1300	SAT435	600 x 1300	SAT535	600 x 1300
2000 x 700	SAT340	600 x 1825	SAT440	600 x 1825	SAT540	600 x 1825

POLYETHYLENE WORK PLANE H 25 mm*

Work plane	With back upstand	Without back upstand (H 120 mm)
L x W (mm)	P/N	P/N
1000 x 500	P2TV10	P2AZ10
1000 x 600	P2TV11	P2AZ11
1000 x 700	P2TV12	P2AZ12
1200 x 500	P2TV15	P2AZ15
1200 x 600	P2TV20	P2AZ20
1200 x 700	P2TV25	P2AZ25
1400 x 600	P2TV27	P2AZ27
1400 x 700	P2TV28	P2AZ28
1500 x 600	P2TV30	P2AZ30
1500 x 700	P2TV35	P2AZ35
2000 x 700	P2TV40	P2AZ40

*H 50 mm available by request

4 WHEELS KIT Ø 125 mm WITH BRAKES*

Art.	Description
ATA010	4 wheels kit Ø 125 mm with brake in thermolastic material CAN BE PURCHASED ONLY WITH THE STRUCTURE

*Always add the lower shelf to the structure



WORKSTATION

Stand-alone working table

Stand-alone working table

Made to be used where the walls can not support the installation of a bracket (prebuild walls, plasterboard walls, refrigerated panels, etc.)

Structure made of 20 micron anodized aluminium.

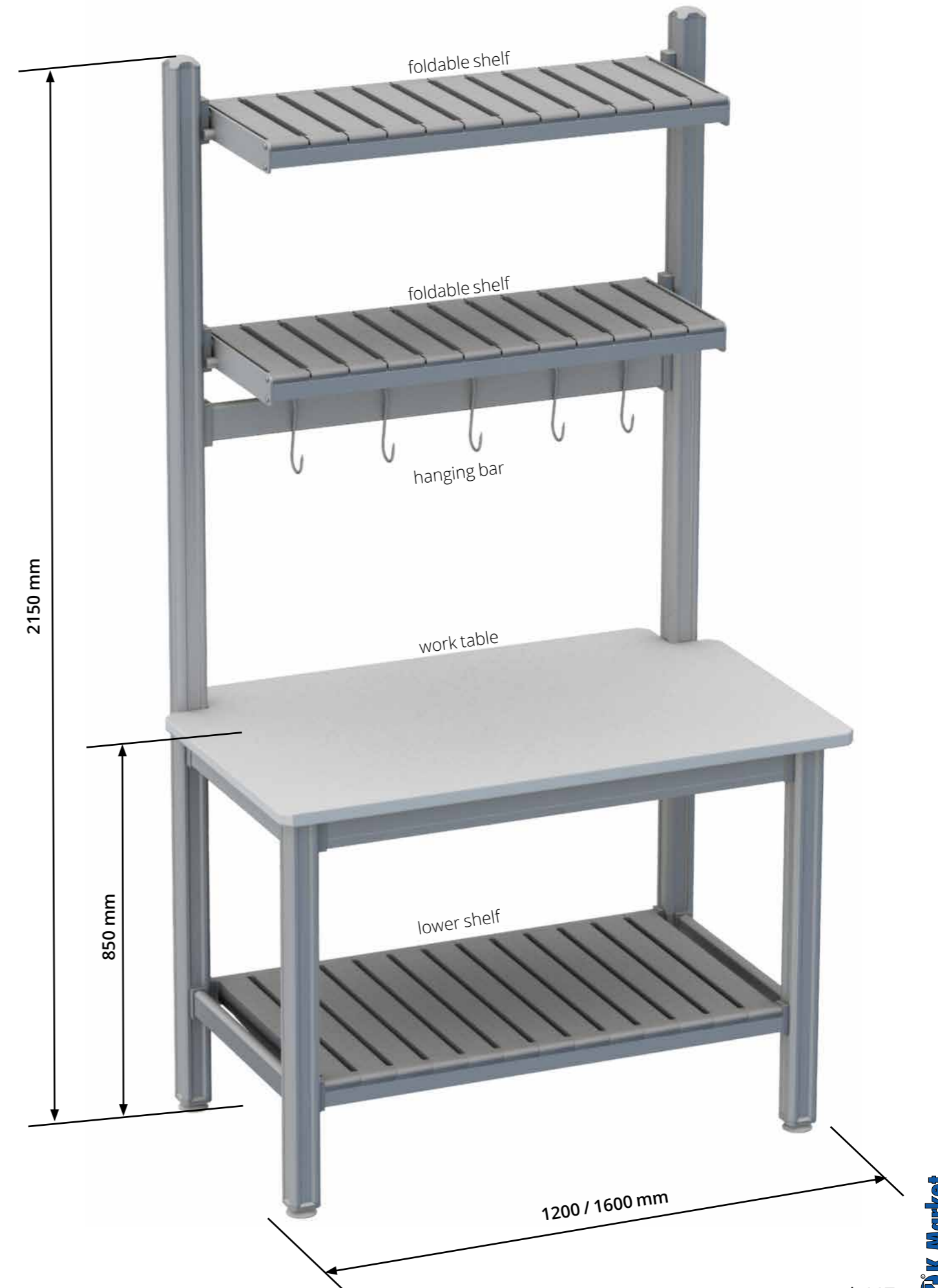
Working plane in polyethylene H 25 mm.

Additional lower shelf.

Complete with 2 foldable shelf D 375 mm.

Hanging bar standard, complete with "S" shaped hooks.

Easy to assemble is shipped un-mounted to improve transport efficiency.



STAND-ALONE WORKING TABLE

P/N	Length	Width	Work plane height	Total height
TPS026	1200	750	850	2150
TPS036	1600	750	850	2150